SMART Airbrick®
Customer Care and information

As part of Eco-Coverage product follow up it has been observed that some customers have not carried out the regular maintenance and checks in accordance with the maintenance sheet provided with the product. It is important for efficient operation that any dirt and debris is removed and is not allowed to accumulate. If your product has not been regularly maintained the following procedure should be carried out. This should take only a few minutes for each SMART Airbrick® and will ensure that the SMART Airbrick® functions correctly.

Using a cross head screw driver undo the 3 stainless steel screws attaching the front cover to the SMART Airbrick® body and remove the front cover. Carefully store the parts.



Front cover removed, cartridges showing build-up of debris after 4 years.



Carefully slide out both cartridges, remove the 4 balls.

CAREFUL - The balls will drop out the bottom of the cartridges.

With a damp cloth clean all the components.

Don't forget to clean inside the brick body and the front cover. Before reassembly -
Check condition of the foam silicon picture frame seal on the back of the cartridge, these should not have any breaks.



Reassemble the cleaned balls into the cartridges and slide back into the SMART Airbrick® body holding the balls in position from under the cartridges.



Ensure balls are free to move at the bottom of the brick.
Replace front cover and complete assembly with the 3 stainless screws. These should only be pinched up,



THEY SHOULD NOT BE TIGHT

In the unlikely event that any of the parts are damaged all parts are available from Eco- Coverage Technologies Ltd.

Repair kits and replacement parts

Eco-coverage Technologies are committed to support your product and carry extensive spares.

Repair kit -front panel, valves, seals, cartridges and screws - ECO-06-10
Square seals 2 off - ECO-06-2
Valve balls 4 off - ECO-06-3
Stainless steel screws 3 off - ECO-06-4
Please state colour when ordering the repair kit
For more information please visit our web site –
www.ecocoverage.co.uk

Please note: Airbricks are only one point of water entry and any unsound brickwork cracks and holes should be repaired. If your home is not built on concrete base water can seep under the house, in this case a pump may be required for prolonged floods.

This document should be kept within the property pack and therefore passed onto the next homeowner in the event of a property sale.